

# ADX60 BOUNDARY CONDENSER MICROPHONE

## OVERVIEW:

The ADX60 is a professional pre-polarized condenser microphone designed for stage, studio and broadcast applications. The ADX60 is known for its high sensitivity and ability to handle distance and area miking for a wide variety of applications including conferencing, plays, theatre and acoustic instruments.

Characterized with a uniformly controlled hemi-cardioid polar pattern, the ADX60 is designed to capture a specific designated area, hence the name "boundary microphone." With a wide frequency range of 50 Hz - 18 kHz, the ADX60 requires 9 - 52 Volts phantom power for operation and is equipped with a 25' cable and phantom power adapter (APS910).

The ADX60 is very easy to position, durable and manufactured with high standards and tight tolerances. Roadworthy construction includes a precision die cast zinc casing, high performance 12 mm capsule, black e-coat finish, laser etched model and serial number, steel mesh grill and space saving mini-XLR connector.

## SUPPLIED ACCESSORIES:

- 25' detachable mic cable with mini XLRf connectors (CBL60)
- Phantom power adapter (APS910)
- Carrying Pouch (P1)

## OPTIONAL ACCESSORIES:

- APS911 - Battery operated phantom power adapter with on-off switch and bass roll-off



## FEATURES:

- Highly sensitive
- Designed to pick up specified areas
- Excellent sonic characteristic
- Roadworthy construction

## APPLICATIONS:

- Live sound, recording
- Stage presentations
- Theatre
- Religious ceremonies, weddings
- Teleconferencing, boardroom
- Piano
- Room ambience



APS910

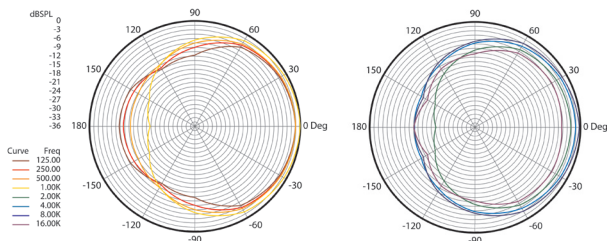
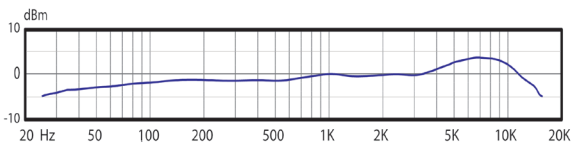


APS911

**SPECIFICATIONS:**

Transducer Type	Pre-Polarized Condenser
Frequency Response	50 Hz - 18 kHz
Polar Pattern	Cardioid
Output Impedance	250 Ohms balanced
Sensitivity	9 mV / Pa @ 1k
Equivalent Noise Level	29 dB (A weighted)
Signal to Noise Ratio	65 dB
Power Requirements	9 - 52 Volts phantom
Maximum SPL	≥130 dB
Cable/Connector	Miniature female XLR connector
Polarity	Positive pressure on diaphragm produces positive voltage on pin 2 relative to pin 3
Housing/Finish	Die Cast Zinc / Black E-Coat
Weight	143 g / 5 ounces
Length	85 mm / 3.35 inches

**FREQUENCY / POLARS:**



\*\*\*All specifications subject to change without notice.

**SERVICE AND WARRANTY:**

This microphone is under warranty for a period of 3 years from any and all manufacturing defects. Should your microphone fail in any way, please contact the Audix Service department at 503-682-6933. A Return Authorization number is required before returning any products.

**CARE AND MAINTENANCE:**

The ADX60 is manufactured to exacting specs with roadworthy construction. However, the capsule is highly sensitive and should be handled with care. Avoid extreme temperatures and be sure to store your microphone in the pouch provided when not in use. Moisture of any kind can adversely affect the sound and performance of your microphone.

**ARCHITECTS AND ENGINEERS SPECIFICATIONS:**

The microphone shall be a back plate pre-polarized condenser with a modular threaded capsule and hemi-cardioid polar pattern. The microphone shall operate on 9-52 Volts phantom power and the nominal output impedance shall be equal to 250 ohms at 1 kHz. The microphone shall have a sensitivity of 5 mV / Pa at 1 kHz. The microphone shall have a maximum SPL level of ≥130 dB with a THD of 0.5%. The microphone casing shall be die cast from zinc alloy with dimensions of 70 mm in width and 80 mm in length. The microphone shall be the Audix ADX60.

**OPERATION AND MAINTENANCE:**

The ADX60 is a low impedance microphone and should be plugged into one of the mic level inputs on your mixer, console, or recording device.

The ADX60 will NOT operate without phantom power voltage (48 Volts recommended) which is available on most professional mic preamps and mixing devices. If phantom power is not available on your equipment, use the Audix APS911 phantom power supply which allows battery powered operation. Avoid plugging or unplugging the microphone from a PA system unless the channel is muted or the volume of the system is turned down. Failure to do so may result in a loud "popping" noise which could seriously damage the speakers in the PA system.

**APS910 phantom power adapter:** Note that the mini-XLRf connector at the end of the ADX60 mic cable plugs into mini-XLRm side of the APS910 power adapter. From there, plug a standard XLR-XLR microphone cable to complete the connection from the APS910 to the mixing board.

**USER TIPS:**

Since the ADX60 is a boundary microphone and is designed so that the pick up pattern is relative (parallel) to the surface on which it is placed. This allows a wide array of creative microphone placement techniques which uses walls, floors, ceilings, and panels to help create the "sound field." These sound fields around the microphone allow sounds to be captured from above; for instance, when the mic is placed on the ground for a stage play, or from below as when taped to the inside of a piano lid.

The front of the microphone (the side with the "Audix" logo) should always be aimed at the sound source. As outlined above, you can experiment with variety of microphones to get the optimum result.

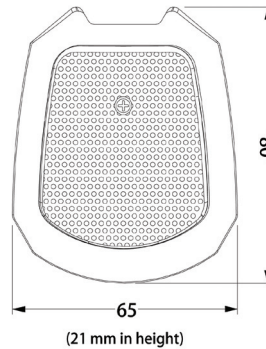
**In a conference room:** Several microphones can be used (one every 3-4').

**In a play:** The microphones should be placed 1-2' from the edge of the stage and positioned every 5' for stages larger than 25'.

**For a smaller stage:** 2 mics may be used 10-15' apart.

\*Further miking techniques may be found on our website at [www.audixusa.com](http://www.audixusa.com)

**DIMENSIONS (mm):**



[www.audixusa.com](http://www.audixusa.com)  
503-682-6933 Fax: 503-682-7114  
Audix Corporation 9400 SW Barber St. Wilsonville, OR 97070



**AUDIX WARRANTY REGISTRATION FORM**

Name: \_\_\_\_\_ Model: \_\_\_\_\_  
 Company: \_\_\_\_\_ Serial Number: \_\_\_\_\_  
 Address: \_\_\_\_\_ Store: \_\_\_\_\_  
 City: \_\_\_\_\_ Store Location: \_\_\_\_\_  
 Prov./State: \_\_\_\_\_ Zip: \_\_\_\_\_ Purchase Date: \_\_\_\_\_  
 Phone: ( ) \_\_\_\_\_ Signature: \_\_\_\_\_  
 Email: \_\_\_\_\_ Date: \_\_\_\_\_

Please register your product online at [www.audixusa.com](http://www.audixusa.com) or mail this form to:  
 Audix Microphones P.O. Box 4010 Wilsonville, OR 97070

Please Check all that apply:

Male  Female

Age:  18 or Under  19-25  26-35  36-45  46-55  55 +

Occupation:  Musician  Producer  Sound Eng.  Radio/TV  Production  Other \_\_\_\_\_

Primary Instruments:  Vocal  Guitar / Bass  Drums  Keyboard  Brass  Woodwinds  Strings  Other \_\_\_\_\_

Product to be used for:  Pro live sound  Pro recording  Home recording  Rehearsal  Installation  School  House of Worship  Other \_\_\_\_\_

How did you hear about Audix?  
 Magazine Ad  Online Ad  On-line Store  Friend  Salesman  Other \_\_\_\_\_

Do you own other Audix Products?  Yes  No  
 Model(s) \_\_\_\_\_  
 Have you visited the Audix website?  Yes  No